




## Mini-implants/ Mini-implants

## INFINITAS INTRO KIT

**DB10-0063** Sterile implants

The Infinitas Intro Kit contains:

- Infinitas sterilisation tray
- Standard handle
- Standard inserts: Screwdriver, Mucotome, Bone punch
- 5 mini implants (includes 1 of each sterile implant)

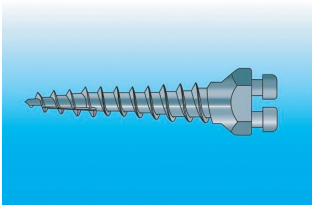


### MINI IMPLANT

**Blue - Sterile**

**DB10-0010** 1 pc sterile implant

- Diameter - 1.5mm
- Body - 9mm
- Neck - Short
- Typically used for Buccal sites

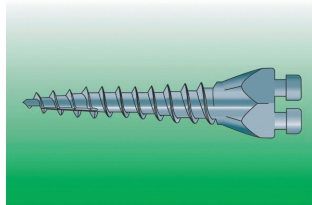


### MINI IMPLANT

**Green - Sterile**

**DB10-0016** 1 pc sterile implant

- Diameter - 2mm
- Body - 9mm
- Neck - Long
- Typically used for Edentulous areas

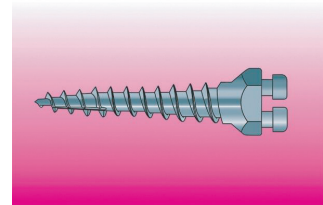


### MINI IMPLANT

**Magenta - Sterile**

**DB10-0009** 1 pc sterile implant

- Diameter - 1.5mm
- Body Length - 6mm
- Neck - Short
- Used for Incisor sites

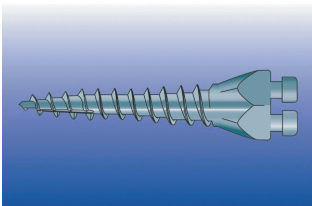


### MINI IMPLANT

**Purple - Sterile**

**DB10-0012** 1 pc sterile implant

- Diameter - 1.5mm
- Body - 9mm
- Neck - Long
- Typically used for Alveolar Sites

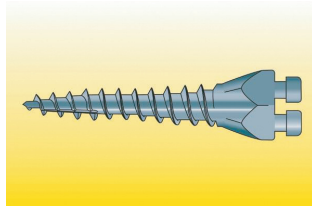


### MINI IMPLANT

**Yellow - Sterile**

**DB10-0015** 1 pc sterile implant

- Diameter - 2mm
- Body - 6mm
- Neck - Long
- Typically used for Alveolar Sites



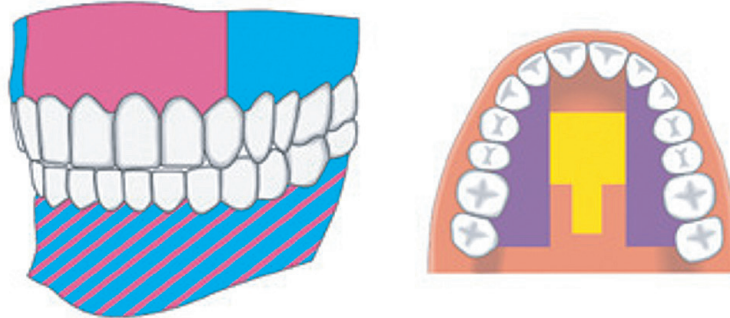
Voor meer informatie gelieve contact op te nemen met B-Dental.


Pour plus d'informations, veuillez contacter B-Dental.


Mini-implants/Mini-implants

## INFINITAS MINI IMPLANT






Selecting the correct Infinitas Mini Implant. The Infinitas System can be used to provide bone anchorage in virtually any maxillary/mandibular interproximal site and in the hard palate, although the most frequently utilised insertion site is buccal and mesial to the maxillary first molar. The insertion site is determined by individual anchorage demands and anatomical factors (e.g. bone quantity, root and sinus positions). The exact insertion site is selected by studying each patient's dental model and radiographs (OPT and/or periapical views) together. General guidelines for usage are:



 DB10-0001/9 and DB10-0002/10 may be used in this area.

 Not shown in diagram as used in Edentulous areas.

The insertion sites shown are intended for guidance only.

Colour coded	Diameter (mm)	Body Length (mm)	Neck	Sterile	Typical Insertion sites
	1.5	6	Short	DB10-0009	Anterior maxilla - perpendicular insertions Mandible - perpendicular insertions
	1.5	9	Short	DB10-0010	Anterior maxilla - oblique insertions, Posterior maxillary buccal alveolus, Mandible - oblique insertions
	1.5	9	Long	DB10-0012	Maxilla - palatal alveolus
	2.0	6	Long	DB10-0015	Mid-palate
	2.0	9	Long	DB10-0016	Edentulous areas Temporary restorative abutment

## CRIMPABLE CURVED MULTI HOOK

Verpakt per 10 / Emballé par 10 pcs

**430-019** Right

**430-020** Left

